

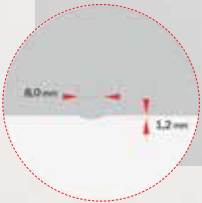
“

## DOOR GLAZING

is a perfect solution to fill your rooms with natural daylight and provides a good overview of adjacent rooms and the outside world.



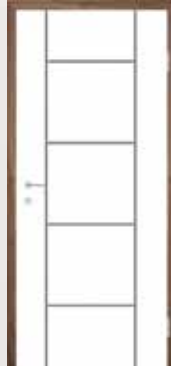
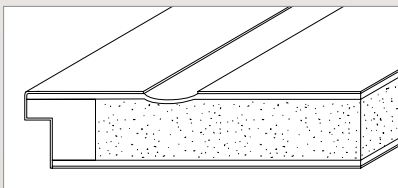
COLORLINE



# MODENA

## WHITE SPRAY-PAINTED DOORS

Grooves give the white spray-painted MODENA doors classic elegance. Doors can be made even more interesting with rounded or MINI-R edges.



COLORLINE  
white spray-painted  
R5L




COLORLINE  
white spray-painted  
R6L



COLORLINE  
white spray-painted  
R7L



COLORLINE  
white spray-painted  
R8L




COLORLINE  
white spray-painted  
R9L

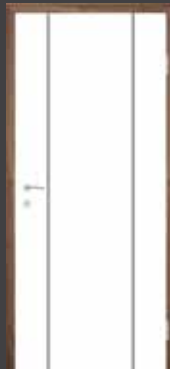


COLORLINE  
white spray-painted  
R11L





COLORLINE  
white spray-painted  
R14L



COLORLINE  
white spray-painted  
R15L




COLORLINE  
white spray-painted  
R16L



COLORLINE  
white spray-painted  
R17L



COLORLINE  
white spray-painted  
R21L



COLORLINE  
white spray-painted  
R22L



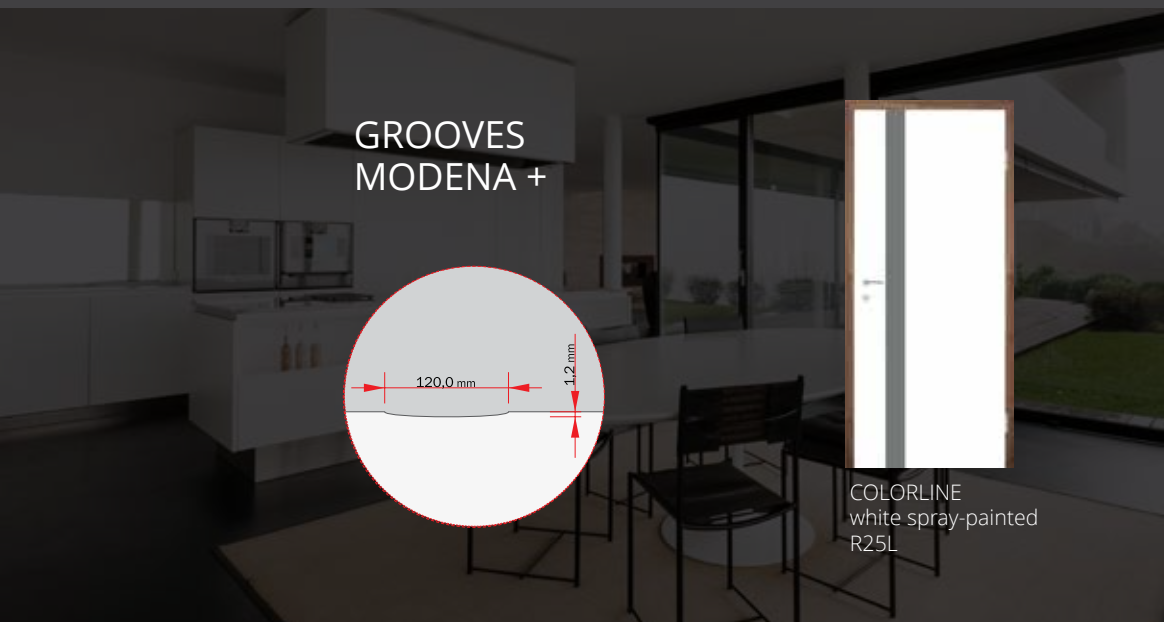
COLORLINE  
white spray-painted  
R23L



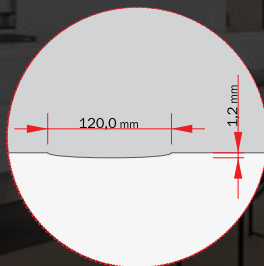
COLORLINE  
white spray-painted  
R24L



COLORLINE  
white spray-painted  
R36L



## GROOVES MODENA +



COLORLINE  
white spray-painted  
R25L

WHITE. THE COLOUR OF PEACE, INNOCENCE AND HOPE.




## THREE SHADES OF WHITE



COLORLINE  
MODENA white spray-painted  
SIGNAL WHITE  
similar to RAL 9003 (BE PLE2)



COLORLINE  
MODENA white spray-painted  
PURE WHITE  
similar to RAL 9010 (BE PLE)



COLORLINE  
MODENA white spray-painted  
TRAFFIC WHITE  
similar to RAL 9016 (BE PLE7)



“

## CHOOSE YOUR COLOUR – RAL COLOUR CHART

A rich array of colour shades makes your ideas become a reality. Choose your colour from the RAL colour chart.



COLORLINE / R6L  
spray-painted claret violet  
RAL 4004



### DID YOU KNOW?

Due to climatic influences, materials can change in dimension. If, for example, the air temperature drops, hygroscopic products, including doors, start to stretch and become curved.

Wood and wood materials stretch under the influence of moisture (a 2-metre long board stretches by approx. 2.5 mm when exposed to 5% moisture), whereas metal and plastic materials change according to temperature.






COLORLINE – model R6L




COLORLINE / R6L  
spray-painted capri blue  
RAL 5019



COLORLINE / R6L  
spray-painted ruby red  
RAL 3003



COLORLINE / R6L  
spray-painted olive yellow  
RAL 1020



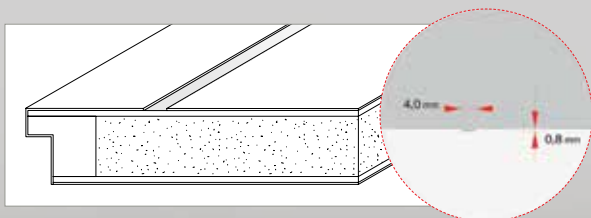
COLORLINE / R6L  
spray-painted pastel turquoise  
RAL 6034



# EASY

## WHITE-PAINTED (UV COIL COATED) DOORS

The purity and innocence of the colour white makes spaces lighter and visually larger. However, the simplicity of the door can be enriched with grooves, if so desired.




COLORLINE  
R27L white-painted  
(UV COIL COATED)  
model LIFELINE PN1

## TWO SHADES OF WHITE

Deviations in colour tone and structure are possible.




COLORLINE  
EASY white-painted  
PURE WHITE  
similar to RAL 9010 (BE LAK)



COLORLINE  
EASY white-painted  
TRAFFIC WHITE  
similar to RAL 9016 (BE LAK4)



COLORLINE  
white-painted  
(UV COIL COATED)  
R27L



COLORLINE  
white-painted  
(UV COIL COATED)  
R28L



COLORLINE  
white-painted  
(UV COIL COATED)  
R29L



COLORLINE  
white-painted  
(UV COIL COATED)  
R34L

“

## SOFT-M DOOR EDGE

Grooves give the white doors classic elegance. Doors can be made even more interesting with rounded or SOFT-M edges or give a room clean lines with the TRENDLINE model.

